





Acoustic panels effectively reduce reverberation noise in rooms, thereby improving sound quality. The panels are easy to install and can be customized to fit a variety of sizes and shapes, providing flexibility in interior design. In addition, the panels are aesthetically pleasing and can serve a decorative function, giving rooms a unique look. The material is easy to maintain, as it does not attract dust. 3D models available from the distributor.

---

**Maintenance:** To keep the panels in good condition, vacuum them regularly. If dirty, gently clean the panel with a damp cloth and mild detergent.

---

**Available colors:** According to the t.line color chart

**Mounting method:** Sticking to the wall with mounting glue

**Cutting method:** V-cut at an angle of 22.5°

**Panel dimension** 300x300, 600x600, 900x900 mm

**Density:** 2400 g / m<sup>2</sup>

**Composition:** 100% PET polyester (partially recycled)

**Sound absorption class:** PN-EN ISO 11654:1999  $\alpha_W$  - 0,35(H) for an unassembled product

**Fire classification:** PN-EN 13501-1:2018 B-s1, d0 for all product applications

PET acoustic panels effectively absorb sound, creating a calm and quiet environment in any room. Whether it's an office, conference room, creative space or restaurant, our panels effectively reduce reverberation noise.

Sound absorption in the reverberation chamber according to PN-EN ISO 354:2005

**Sample:** 3200 x 3200 x 12 - Horizontal mounting, in one piece directly on the floor.

**Surface area of the sample:** 10,21 m<sup>2</sup>

**Volume of the reverberation chamber:** 217,00 m<sup>3</sup>

**Surface area S[m<sup>2</sup>]:** 233,62 m<sup>2</sup>

**Temperature with sample:** 16,0 °C

**Temperature without sample:** 16,0 °C

**Relative humidity with sample h[%]:** 51,0

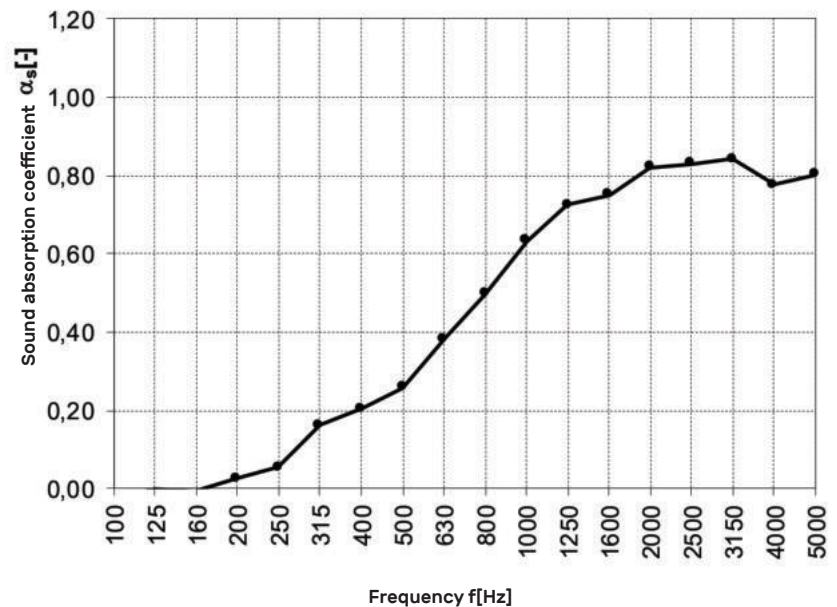
**Relative humidity without sample h[%]:** 50,5

**Number of microphone positions:** 6

**Number of speaker positions:** 2

f[Hz]	T <sub>1</sub> [s]	T <sub>2</sub> [s]	a <sub>s</sub>	a <sub>p</sub>
100	3,38	3,45	-0,02	
125	3,43	3,44	0,00	0,00
160	3,18	3,21	-0,01	
200	3,69	3,60	0,02	
250	3,96	3,73	0,05	0,10
315	3,77	3,20	0,16	
400	3,95	3,20	0,21	
500	3,84	2,98	0,26	0,30
630	3,75	2,65	0,38	
800	3,52	2,33	0,50	
1000	3,09	1,97	0,63	0,60
1250	2,97	1,83	0,72	
1600	2,86	1,76	0,75	
2000	2,62	1,61	0,82	0,80
2500	2,44	1,54	0,83	
3150	2,18	1,42	0,84	
4000	1,90	1,33	0,78	0,80
5000	1,55	1,14	0,80	

PN-EN ISO 11654:1999  
**Absorption class: D**  
**α<sub>w</sub>=0,35(MH)**  
**NRC=0,45**



**α<sub>s</sub>** Sound absorption coefficient (PN-EN ISO 354:2005)

**α<sub>p</sub>** Practical sound absorption coefficient (PN-EN ISO 11654:1999)

**α<sub>w</sub>** Sound absorption index (PN-EN ISO 11654:1999)

**NRC** Noise Reduction Coefficient

**T<sub>1</sub>, T<sub>2</sub>** Reverberation time of empty chamber, sample chamber (PN-EN ISO 354:2005)

PET acoustic panels effectively absorb sound, creating a calm and quiet environment in any room. Whether it's an office, conference room, creative space or restaurant, our panels effectively reduce reverberation noise.

Sound absorption in the reverberation chamber according to PN-EN ISO 354:2005

**Sample:** 3200 x 3200 x 12 - Horizontal installation, in one piece with a distance of 50 mm from the floor. The volume between the panel and the floor filled with mineral wool.

**Surface area of the sample:** 10,21 m<sup>2</sup>

**Volume of the reverberation chamber:** 217,00 m<sup>3</sup>

**Surface area S[m<sup>2</sup>]:** 233,62 m<sup>2</sup>

**Temperature with sample:** 16,0 °C

**Temperature without sample:** 16,0 °C

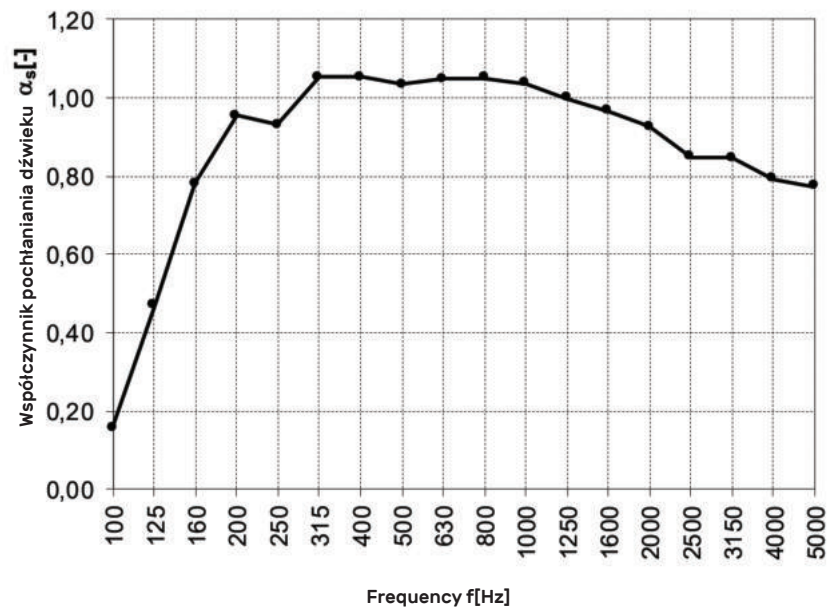
**Relative humidity with sample h[%]:** 54,0

**Relative humidity without sample h[%]:** 53,0

**Number of microphone positions:** 6

**Number of speaker positions:** 2

f[Hz]	T <sub>1</sub> [s]	T <sub>2</sub> [s]	a <sub>s</sub>	a <sub>p</sub>
100	3,67	3,14	0,16	0,45
125	3,32	2,29	0,47	
160	3,24	1,87	0,78	
200	3,82	1,85	0,96	1,00
250	4,06	1,93	0,93	
315	3,56	1,71	1,05	
400	3,76	1,75	1,05	1,00
500	3,84	1,78	1,03	
630	3,73	1,75	1,05	
800	3,57	1,71	1,05	1,00
1000	3,08	1,60	1,04	
1250	2,92	1,58	1,00	
1600	2,82	1,57	0,97	0,90
2000	2,63	1,54	0,93	
2500	2,43	1,52	0,85	
3150	2,20	1,43	0,85	0,80
4000	1,93	1,34	0,79	
5000	1,61	1,19	0,77	
PN-EN ISO 11654:1999				
<b>Absorption class: A</b>				
<b>α<sub>w</sub>=0,95(L)</b>				
<b>NRC=1</b>				



**α<sub>s</sub>** Sound absorption coefficient (PN-EN ISO 354:2005)

**α<sub>p</sub>** Practical sound absorption coefficient (PN-EN ISO 11654:1999)

**α<sub>w</sub>** Sound absorption index (PN-EN ISO 11654:1999)

**NRC** Noise Reduction Coefficient

**T<sub>1</sub>, T<sub>2</sub>** Reverberation time of empty chamber, sample chamber (PN-EN ISO 354:2005)

PET acoustic panels effectively absorb sound, creating a calm and quiet environment in any room. Whether it's an office, conference room, creative space or restaurant, our panels effectively reduce reverberation noise.

Sound absorption in the reverberation chamber according to PN-EN ISO 354:2005

**Sample:** 3200 x 3200 x 12 - Horizontal installation, in one piece with a distance of 50 mm from the floor.

**Sample area:** 10,21 m<sup>2</sup>

**Volume of the reverberation chamber:** 217,00 m<sup>3</sup>

**Surface area S[m<sup>2</sup>]:** 233,62 m<sup>2</sup>

**Temperature with sample:** 16,0 °C

**Temperature without sample:** 16,0 °C

**Relative humidity with sample h[%]:** 54,0

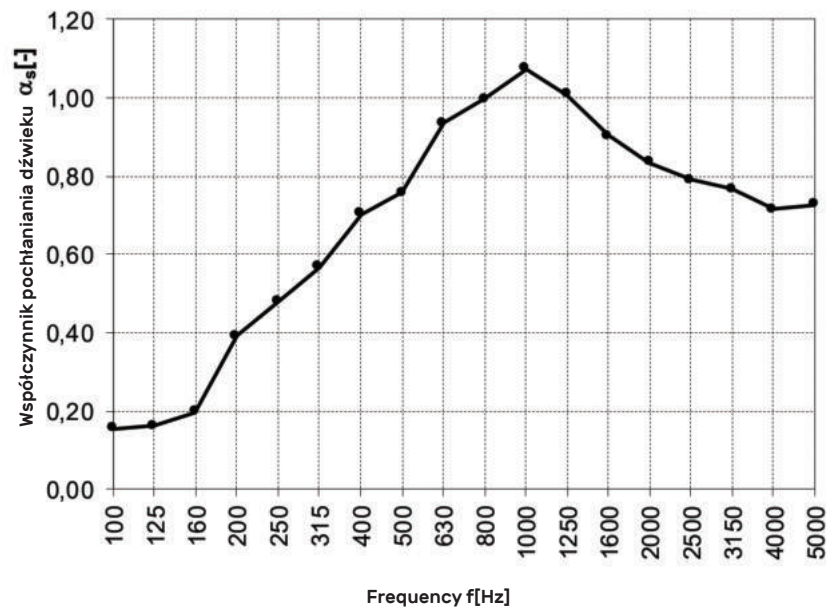
**Relative humidity without sample h[%]:** 54,0

**Number of microphone positions:** 6

**Number of speaker positions:** 2

f[Hz]	T <sub>1</sub> [s]	T <sub>2</sub> [s]	a <sub>s</sub>	a <sub>p</sub>
100	3,68	3,15	0,16	0,15
125	3,28	2,84	0,16	
160	3,22	2,71	0,20	
200	3,80	2,65	0,39	0,50
250	4,09	2,61	0,48	
315	3,51	2,22	0,57	
400	3,78	2,13	0,70	
500	3,93	2,11	0,76	0,80
630	3,74	1,85	0,94	
800	3,51	1,74	1,00	
1000	3,11	1,58	1,07	1,00
1250	2,94	1,58	1,01	
1600	2,76	1,60	0,90	
2000	2,56	1,58	0,84	0,85
2500	2,43	1,56	0,79	
3150	2,18	1,47	0,77	
4000	1,91	1,36	0,72	0,75
5000	1,58	1,19	0,73	

PN-EN ISO 11654:1999  
**Absorption class: C**  
**α<sub>w</sub>=0,75(M)**  
**NRC=0,8**



**α<sub>s</sub>** Sound absorption coefficient (PN-EN ISO 354:2005)

**α<sub>p</sub>** Practical sound absorption coefficient (PN-EN ISO 11654:1999)

**α<sub>w</sub>** Sound absorption index (PN-EN ISO 11654:1999)

**NRC** Noise Reduction Coefficient

**T<sub>1</sub>, T<sub>2</sub>** Reverberation time of empty chamber, sample chamber (PN-EN ISO 354:2005)

# Primary color palette



FD27 Tourmaline




FD28 Slate



FD26 Charcoal



FD80 Ash



FD05 Cream 



FD45 Smoke



FD59 Mist



FD39 Taupe



FD67 Linen



FD85 Latte



FD57 Hazy Blue




FD16 Denim



FD92 Indigo




FD82 Misty Plum



FD93 Grape




FD87 Blushstone




FD06 Sand



FD30 Carmel



FD51 Copper



FD49 Sunshine

**Thickness:** +/- 12 mm | **Density:** 2400 g/m<sup>2</sup> | **Composition:** 100% PET polyester (partially recycled)  
**Sound absorption class:** EN ISO 11654:1999  $\alpha_w - 0,35(H)$  for the product unassembled  
**Fire classification:** EN 13501-1:2018 B-s1, d0 for all product applications

**Slight differences in color and texture may occur with multiple orders.**


*Synthetic felt is a heterogeneous mixture of polyester fibers, so that slight differences in color are a natural characteristic of the material and are no reason for complaint.*

*The colors shown may vary depending on the characteristics of your screen - we recommend that you visit your dealer to make sure of your final color choice.*

## Primary color palette



FD75 Orange Clay




FD52 Pumpkin



FD56 Carmine



FD29 Sage



FY54 Ochre




FD90 Velvet Night



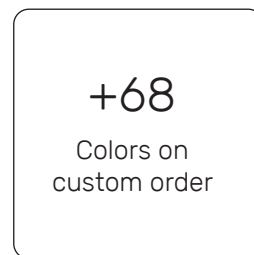
FD34 Malachite



FD71 Eucalyptus



FD61 Aurora



+68

Colors on  
custom order

## UV Printing - Only on FD05 Cream



Rustic Groove



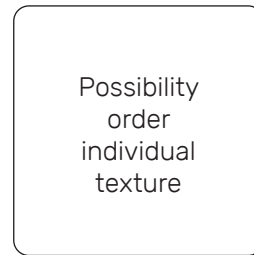
Oak Impressions



Classic Woodland



Evoke oak



Possibility  
order  
individual  
texture


**Thickness:** +/- 12 mm | **Density:** 2400 g/m<sup>2</sup> | **Composition:** 100% PET polyester (partially recycled)  
**Sound absorption class:** EN ISO 11654:1999 α<sub>w</sub> - 0,35(H) for the product unassembled  
**Fire classification:** EN 13501-1:2018 B-s1, d0 for all product applications

**Slight differences in color and texture may occur with multiple orders.**


*Synthetic felt is a heterogeneous mixture of polyester fibers, so that slight differences in color are a natural characteristic of the material and are no reason for complaint.*

*The colors shown may vary depending on the characteristics of your screen - we recommend that you visit your dealer to make sure of your final color choice.*

# Colors on request



FD04 Snowlake



FD44 Alabaster



FD79 Cloud



FD07 Pearl



FD73 Opal



FD74 Marble



FD11 Frost



FD10 Silver



FD36 Fog



FD38 Iron



FD09 Dove



FD78 Steel



FD12 Dust



FD25 Pewter



FD70 Shadow



FD63 Sky Blue




FD42 Frosted Blue



FD95 Blue Stone



FD84 Twilight



FD47 Midnight



FD23 Cornflower




FD33 Lagoon



FD54 Bluebird



FD22 Azure



FD37 Baby Blue

**Thickness:** +/- 12 mm | **Density:** 2400 g/m<sup>2</sup> | **Composition:** 100% PET polyester (partially recycled)  
**Sound absorption class:** EN ISO 11654:1999  $\alpha_w$  - 0,35(H) for the product unassembled  
**Fire classification:** EN 13501-1:2018 B-s1, d0 for all product applications

**Slight differences in color and texture may occur with multiple orders.**


*Synthetic felt is a heterogeneous mixture of polyester fibers, so that slight differences in color are a natural characteristic of the material and are no reason for complaint.*

*The colors shown may vary depending on the characteristics of your screen - we recommend that you visit your dealer to make sure of your final color choice.*

# Colors on request



FD65 Arctic Blue




FD41 Celeste



FD21 Atlantis



FD20 Cerulean



FD35 Turquoise



FD96 Peacock



FD24 Aquamarine



FD40 Rainforest



FD68 Agate




FD15 Viridian



FD94 Teal



FD72 Fern



FD14 Lime



FD53 Grass



FD32 Seaweed



FD31 Avocado



FD13 Pistachio



FD88 Moss



FD81 Willow



FD89 Olive



FD58 Marshland



FD62 Goldenrod



FD86 Coyote



FD66 Agarwood



FD83 Camouflage

**Thickness:** +/- 12 mm | **Density:** 2400 g/m<sup>2</sup> | **Composition:** 100% PET polyester (partially recycled)  
**Sound absorption class:** EN ISO 11654:1999  $\alpha_w - 0,35(H)$  for the product unassembled  
**Fire classification:** EN 13501-1:2018 B-s1, d0 for all product applications

**Slight differences in color and texture may occur with multiple orders.**

*Synthetic felt is a heterogeneous mixture of polyester fibers, so that slight differences in color are a natural characteristic of the material and are no reason for complaint.*

*The colors shown may vary depending on the characteristics of your screen - we recommend that you visit your dealer to make sure of your final color choice.*

# Colors on request

feltdecor®  
t.line




FD91 Soil




FD08 Dark Brown



FD64 Burgundy



FD18 Wine



FD69 Ruby



FD17 Scarlet



FD60 Red Velvet



FD03 Clementine



FD01 Pale Gold



FD46 Candy



FD77 Orchid




FD48 Eggplant




FD76 Blackberry




FD19 Wisteria



FD55 Neon Green



FD43 Neon Yellow



FD02 Dandelion



FD50 Marigold

**Minimum order of one color from the custom palette:** 10 plates

**Waiting time for material:** 8 to 10 weeks (3 to 4 weeks on an accelerated basis, extra charge)

**Thickness:** +/- 12 mm | **Density:** 2400 g/m<sup>2</sup> | **Composition:** 100% PET polyester (partially recycled)

**Sound absorption class:** EN ISO 11654:1999 α<sub>w</sub> - 0,35(H) for the product unassembled

**Fire classification:** EN 13501-1:2018 B-s1, d0 for all product applications

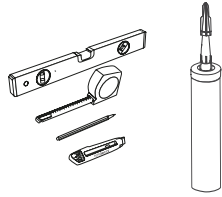
**Slight differences in color and texture may occur with multiple orders.**

*Synthetic felt is a heterogeneous mixture of polyester fibers, so that slight differences in color are a natural characteristic of the material and are no reason for complaint.*

*The colors shown may vary depending on the characteristics of your screen - we recommend that you visit your dealer to make sure of your final color choice.*

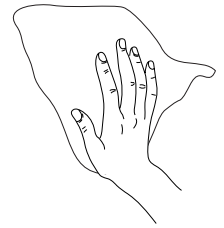
## 1. Preparation of tools

Prepare the necessary tools, such as a level, measuring tape, pencil, wallpaper cutter, ruler, glue.



## 2. Surface preparation

Make sure that the surface, on which you intend to install the panels is clean, dry, free of dust and other contaminants.



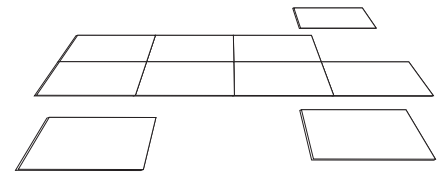
---

## 3. Planning

Determine whether the arrangement will be wall-to-wall or floating. Plan the placement of the design well before starting work.

Before gluing on the wall, we recommend laying the arrangement on the floor and check the product.

**Claims of visible defects should be made before installation and use of the panels. Panels after installation are not subject to complaints.**

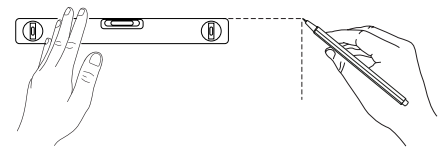


---

## 4 Measurement and marking

Carefully measure the spot where you want to install the panels. Using a level, measure and align the line of your first tile, usually starting from the center of the arrangement. It may be useful to mark the edges with a pencil.

The first panel must be aligned correctly to get an even distribution of the other panels.

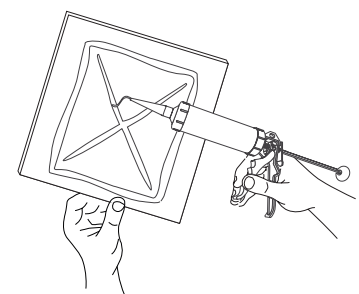


---

## 5. Glue application

Apply the adhesive to the panel. Remember not to apply the glue too close to the edge of the panel. Keep a distance of 2-3 cm from the edge, this will prevent the glue from unsightly flowing beyond the edge of the panel. The adhesive layer should be max 0.5 cm thick (smooth wall), or 1 cm (rough surface).

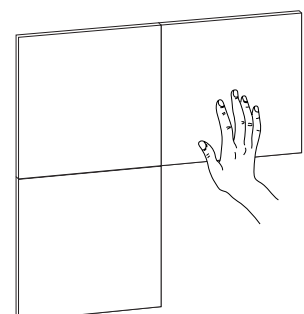
When installing with glue, follow the manufacturer's recommendations.




---

## 6. Installation of panels

Apply each panel to the wall surface and press firmly for about 30 seconds. Make sure that each piece is properly aligned with the previous ones.



1. Use a dust broom or a vacuum cleaner with a soft suction nozzle to remove dust.



2. In the case of light contamination, wet the soiled area with water, then wipe lightly with a sponge and dry with a clean cloth. For medium contamination, apply a mild cleaner to the soiled area (we recommend testing in an invisible area).

If necessary, a steam cleaner can be used. **It is recommended to gently clean the panels without scrubbing.**

